



This is (Not) About Drugs Presenter Training

Welcome to the presenter training for the Overdose Lifeline, Inc. "This is (Not) About Drugs" Prescription Pain Medicine (Opioids) and Heroin Prevention Education Program. The training is organized into four parts/steps as outlined below. Please do not hesitate to reach out to the Overdose Lifeline team at any time via education@overdose-lifeline.org

Please complete the following "To-Dos"

To Do: View Program Film

Please watch the "This is (Not) About Drugs" video overview (3 minutes) located at www.overdoselifeline.org/education. NOTE: The complete lesson film is available in the Presenter Resource Center.

To Do: Register as a Presenter

Please complete the Presenter Registration form. This is a program requirement and allows us to provide updates and ongoing technical support. The form is located near the bottom of the page: www.overdoselifeline.org/presenter-resource-center

To Do: Complete Account Set-up

Once you complete the Presenter Registration form, Overdose Lifeline will send you an email with instructions on how to access your Presenter account with overdoselifeline.org. This will provide you access to the hidden "Presenter Resource Center" where you will find presenter training and support and the program materials.

How to Log-in to the Presenter Resource Center

After you have completed your account set-up and set your password you can follow these simple steps to log in and access the presenter materials:

1. Visit overdoselifeline.org and log into your account (upper right corner, person icon) with your email address and password. If you forgot your password, click on "Reset Password", enter your email address, and follow the on screen instructions to reset your password.
2. Now that you're logged in, click on "My Account" (upper right corner, person icon) for a list of the Presenter Pages available to you and select the page you wish to visit.

1

Pre-Requisites

We require our presenters/trainers to complete two online courses to help with their foundational understanding and to assist in the classroom discussion. It should take 1-1.5 hours to complete each course. The online course platform allows you to start a course, pause, and return to complete it at another time. So please feel free to take advantage of this feature. Your course will be available to you to access for six months from the time you start the course.

- The Brain and the Disease of Addiction online course with certificate of completion
- The Opioid Public Health Crisis online course with certificate of completion

You will receive pre-requisite course access after you have paid for training.

Note: These courses are also available as adult trainer programs allowing an individual to be trained to deliver the program within their local community(ies). Contact training@overdose-lifeline.org for more information.



This is (Not) About Drugs Presenter Training, continued

2

This is (Not) About Drugs Program Online Training

The online training is hosted via web conference and runs approximately 90 minutes. When you have completed the pre-requisites, contact education@overdose-lifeline.org to schedule your online training.

What we will cover during the training:

- Brief Review of the Opioid Public Health Crisis
- About the Program: Program design, learning outcomes, logic model, NIDA risk and protective factors addressed
- Presenter Resources and Support
- Program Elements: Student Worksheet, Film, Discussion Guide, Student Takeaway and After the Lesson Worksheet
- Measures: Data, Analysis and Reporting, Student pre- and post assessment, School feedback survey

What you will need for the program training:

- Computer with speakers. Alternatively, you may connect to the web conference audio line by phone
- Internet access

3

Presenter Self-Study and Practice

Visit the presenter resource center "Program Materials" page and familiarize yourself with the materials. Use this time to download the classroom lesson materials, watch the lesson film, familiarize yourself with the program materials, watch the recorded mock presentation and practice presenting the program. Track your timing and work to deliver the presentation within 45 minutes, accounting for time to complete the pre- and post worksheet activity.

4

Coaching and Post-Training Technical Support

As part of your presenter training, we like to schedule a coaching session with each presenter / or group after you have completed completed Step 3 and practiced delivering the program multiple times. Please contact us when you are ready for your coaching session to conclude your training.

Ongoing Support

We're here to support you. Please do not hesitate to contact us via education@overdose-lifeline.org if you have questions or need guidance on delivering the Overdose Lifeline "This is (Not) About Drugs" educational program.

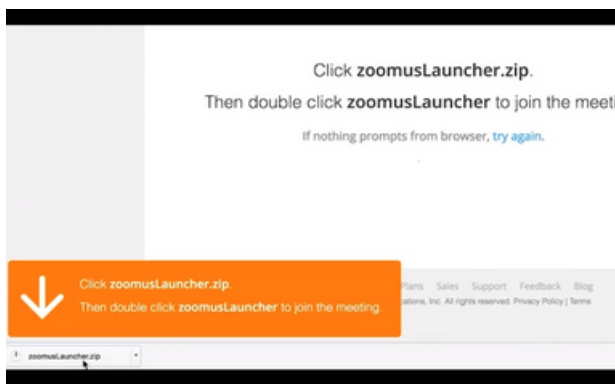
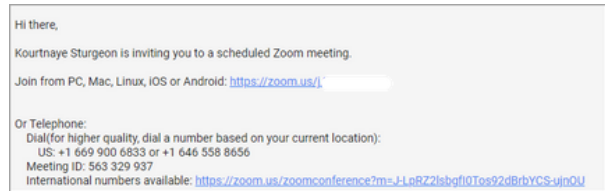


This is (Not) About Drugs Presenter Training, continued

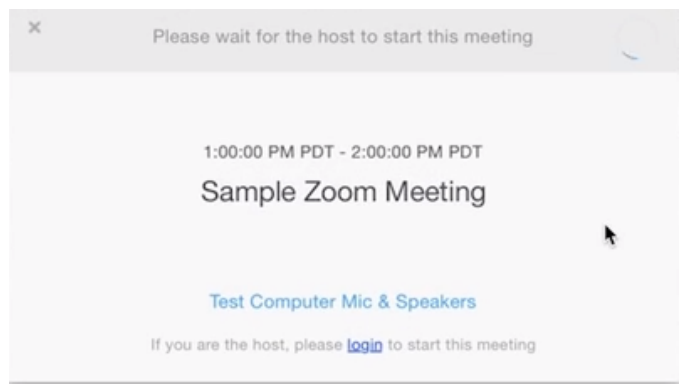
We will utilize Zoom for the This is (Not) About Drugs Live Web Training.

How to Join the Zoom Web Meeting

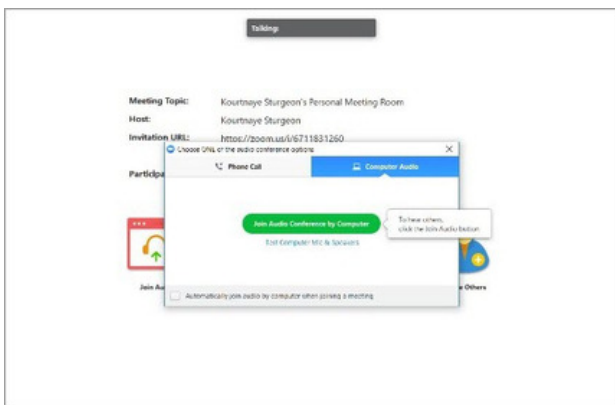
1) Click on the “Join” link provided in the meeting invite.



2) If this is your first time using Zoom, you will be prompted to download and launch the Zoom app



3) If the meeting host hasn't started the meeting, you will see this alert



4) When the meeting starts, select how you would like to connect to the meeting audio. By your computer speakers, or by telephone.



5) Meeting controls are located across the bottom of your screen. You can mute your mic, turn on your video, invite others, see a list of participants, share your screen, open a chat window or record the meeting. NOTE: For the training, the host will be sharing their screen with mtg participants.